

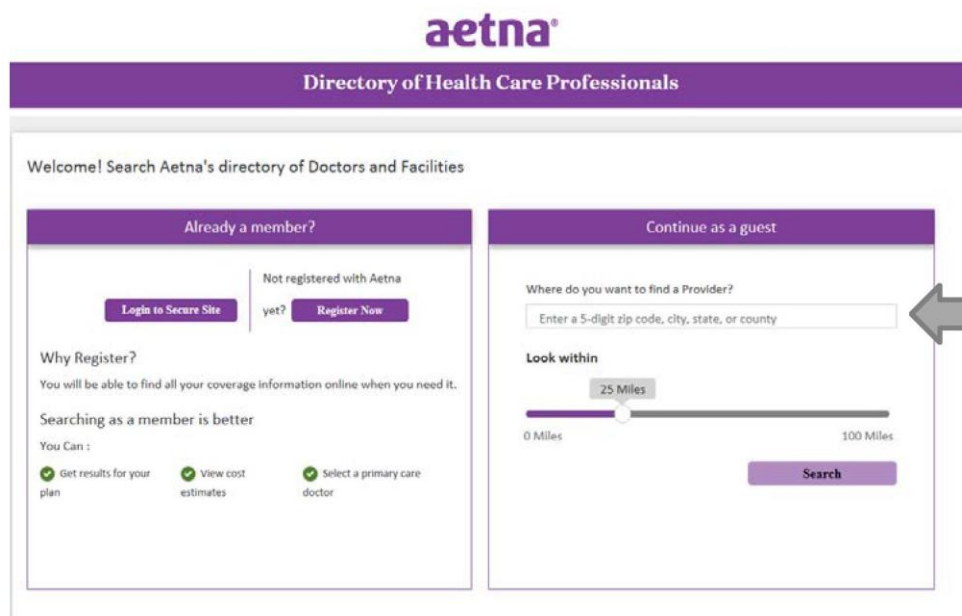
## Aetna Select<sup>SM</sup> (Open Access)

### Encuentre el médico o centro de Aetna adecuado

Puede encontrar un médico o centro a través del **directorio de búsqueda de proveedores en línea** de Aetna. Este directorio se actualiza seis veces por semana. Tenga en cuenta que no se puede garantizar la disponibilidad de algún proveedor en particular.

### Cómo encontrar un médico o un centro

1. Ingrese en <http://www.aetna.com>.
2. Continúe como invitado y complete los campos obligatorios.



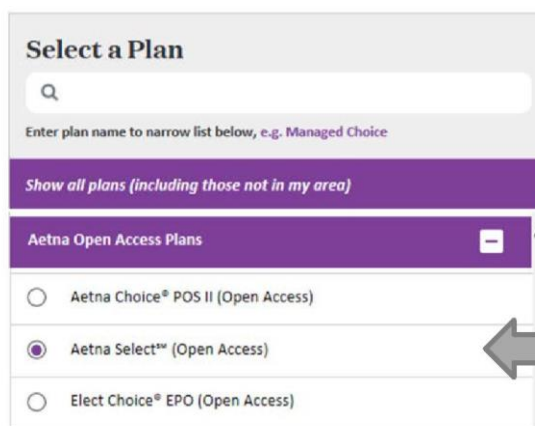
The screenshot shows the Aetna website's 'Directory of Health Care Professionals' search interface. It has a purple header with the Aetna logo and the title 'Directory of Health Care Professionals'. Below the header, it says 'Welcome! Search Aetna's directory of Doctors and Facilities'. There are two main sections: 'Already a member?' on the left and 'Continue as a guest' on the right. The 'Already a member?' section includes a 'Login to Secure Site' button and a 'Register Now' button. The 'Continue as a guest' section has a search form with a text input for 'Where do you want to find a Provider?' (with a hint to enter a 5-digit zip code, city, state, or county), a 'Look within' range slider set to 25 miles (from 0 to 100 miles), and a 'Search' button. An arrow points from the text on the right to the search input field.

Ingrese su código postal de 5 dígitos, ciudad, estado o condado para comenzar la búsqueda de un proveedor.

3. Seleccione "Aetna Open Access Plans".
4. Luego elija "Aetna Select<sup>SM</sup> (Open Access)".

Why is choosing a plan so important?

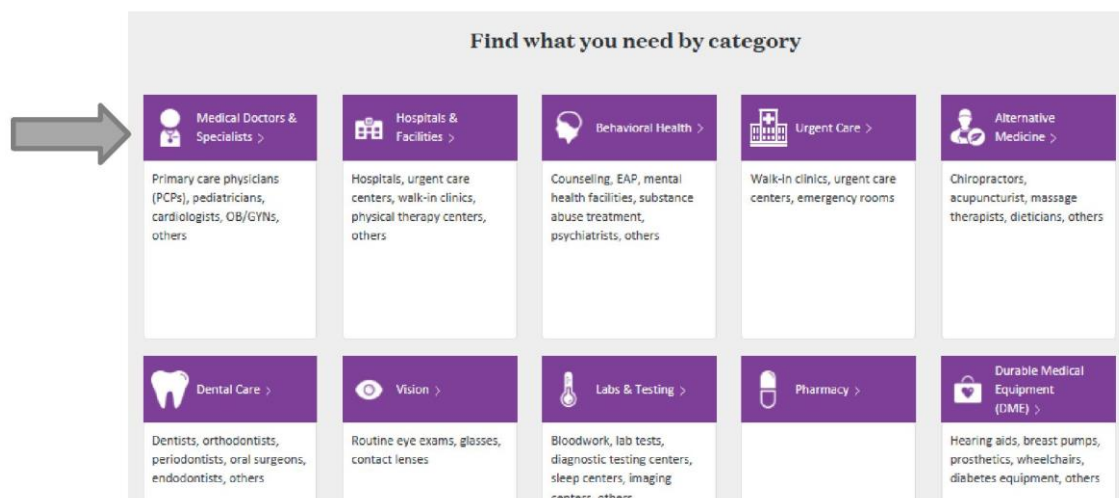
- \* Pay less if you use a provider that accepts the plan
- \* Find the highest level of coverage from a provider under the plan
- \* Confirm doctors are accepting the plan



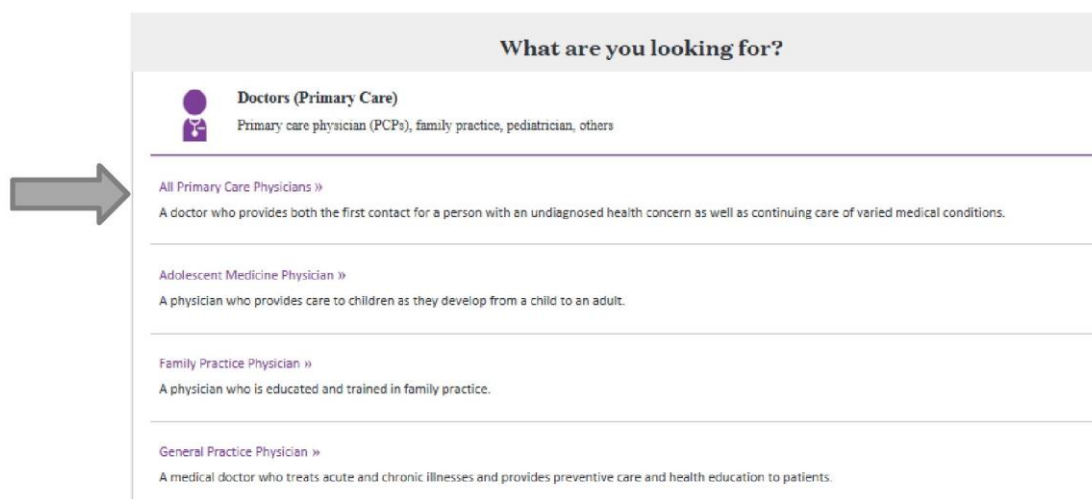
The screenshot shows the 'Select a Plan' page on the Aetna website. It has a search bar at the top with a magnifying glass icon. Below the search bar, it says 'Enter plan name to narrow list below, e.g. Managed Choice'. There is a button that says 'Show all plans (including those not in my area)'. Below this, there is a section titled 'Aetna Open Access Plans' with a minus sign icon. Under this section, there are three radio button options: 'Aetna Choice® POS II (Open Access)', 'Aetna Select™ (Open Access)' (which is selected), and 'Elect Choice® EPO (Open Access)'. An arrow points from the text on the right to the 'Aetna Select™ (Open Access)' option.

Aetna Select<sup>SM</sup> (Open Access)

5. Haga clic en “Médicos y especialistas en medicina”.



6. Haga clic en “Todos los médicos de atención primaria” y aparecerá la lista de proveedores.



7. La lista de proveedores incluirá proveedores específicos que actualmente aceptan su plan de salud de Aetna. Debe llamar y consultar a su proveedor antes de programar una cita o recibir servicios para confirmar si este proveedor sigue participando en la red de Aetna.

**\*\* Importante: Use el código de 6 dígitos del consultorio del médico de atención primaria en la solicitud del empleado.**

8. Para imprimir su directorio de proveedores, haga clic en “Imprimir un Directorio de proveedores”.

